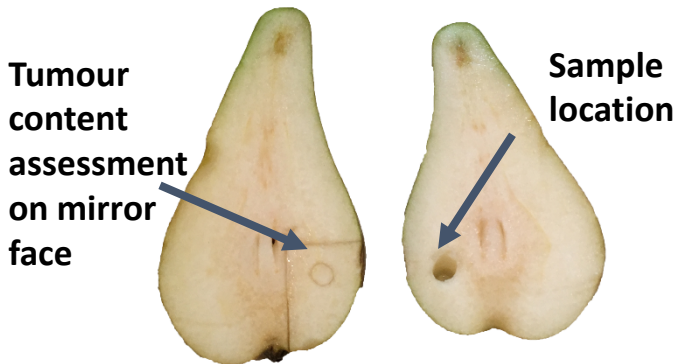


Four proven methods for handling small tumours


1 Mirror blocking

- Snap freeze sample and retain. Use mirror face for diagnosis. If diagnosis is equivocal use frozen sample.



2 Block punches

- Take multiple 2mm punches from a fresh tissue block. Use periphery for tumour content.



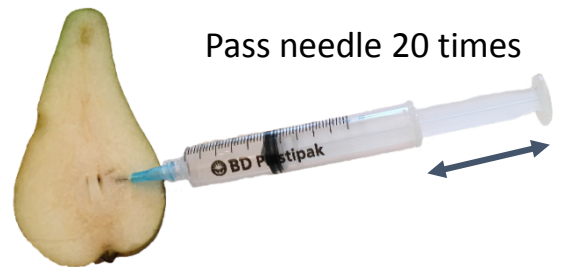
3 Core biopsy

- Use biopsy gun on standard sample
- Or open sample first to find best location.



4 Fine Needle Aspirate

- Flush with phosphate buffered saline.
- Repeat until confident of enough material.



Comparative benefits

	Mirror Blocking	Fresh Tissue Block Punches	Core Biopsy	Fine Needle Aspirate
Unopened or opened specimen	✗	✗	✓	✓
Easy to obtain sufficient material	✓	✓	✗	✗
Minimal disruption of tumour	✗	✗	✓	✓
Simple tumour content assessment	✓	✓	✗	✗

Download the 'Consultation Document on Sampling Small Tumours' for more guidance:

www.bit.ly/GeLsmalltumours